

AI (Study Centre) Panel

NIOS – Student Portal
(<https://sdmis.nios.ac.in>)

Naveen Bhatia, System Analyst, NIOS

AI (Study Centre) Panel

Login to the AI login on the portal
<https://sdmis.nios.ac.in>

User name and passwords can be collected from Regional Director

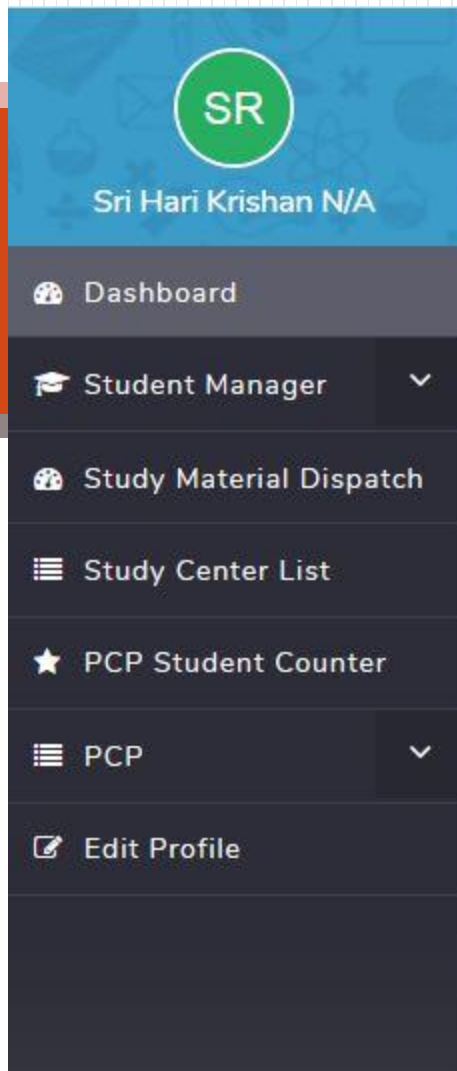
AI (Study Centre) Panel – Dashboard

The dashboard displays the following information:

- User Profile:** Sri Hari Krishan N/A (SR)
- Navigation Menu:** Dashboard, Student Manager, Study Material Dispatch, Study Center List, PCP Student Counter, PCP, Edit Profile
- Key Metrics:**
 - Total Students: 21
 - Paid Students: 21

Dashboard will show the total number of students allotted to the AI. Using the left menu, PCP schedule and TMA marks entry can be done

AI (Study Centre) Panel – Menu



The left menu, shows various options like Student Manager, PCP Student Counter and PCP option

AI (Study Centre) Panel – Student Summary

Approved Student Manager

Approved Student Manager Search

Missing AI Center Verified Rejected Doc Required Doc Reuploaded

Showing 1 - 21 of 21 items.

#	Adm. Status	Date	Reference No	Name	Stream	Course	State	Action
1	Approved	26-09-2018	N0918300062	NISHA VERMA	Stream 1	Senior Secondary	Rajasthan	Action
2	Approved	22-09-2018	N0918300034	SHIVANI KAUSHIK	Stream 1	Senior Secondary	Rajasthan	Action
3	Approved	15-09-2018	A0918344266	BABITA	Stream 1	Senior Secondary	Rajasthan	Action
4	Approved	11-09-2018	A0918343034	ADARSH TANWAR	Stream 1	Senior Secondary	Rajasthan	Action
5	Approved	29-08-2018	A0918341378	SURENDRA KUMAR SAINI	Stream 1	Senior Secondary	Rajasthan	Action
6	Approved	28-08-2018	A0918341169	GEETA DEVI	Stream 1	Senior Secondary	Rajasthan	Action
7	Approved	15-08-2018	A0918206962	MUNESH	Stream 1	Secondary	Rajasthan	Action
8	Approved	09-08-2018	A0918205776	PRADEEP SAINI	Stream 1	Secondary	Rajasthan	Action
9	Approved	04-08-2018	A0918338730	PRIYANSHU	Stream 1	Senior Secondary	Rajasthan	Action
10	Approved	01-08-2018	A0918338011	MAMTA KUMARI SHARMA	Stream 1	Senior Secondary	Rajasthan	Action
11	Approved	27-07-2018	A0918336664	ABHISHEK SHARMA	Stream 1	Senior Secondary	Rajasthan	Action
12	Approved	27-07-2018	A0918343817	AMANDEEP SINGH SALUJA	Stream 1	Senior Secondary	Rajasthan	Action
13	Approved	26-07-2018	A0918340584	ANUJPREET KAUR	Stream 1	Senior Secondary	Rajasthan	Action
14	Approved	19-07-2018	A0918302643	RAHUL DAGA	Stream 1	Senior Secondary	Rajasthan	Action
15	Approved	18-07-2018	A0918202331	RAJESH SINGH DAYMA	Stream 1	Secondary	Rajasthan	Action

Clicking on Student Manager will show the list of students allotted to the AI

AI (Study Centre) Panel – Student View

← Back

Action ▾

Basic Details

Reference No	: N0918300062	Enrollment No	: 170001183501
Course	: Senior Secondary	Stream	: Stream 1 - Block 2
Email	: *****397@gmail.com	Mobile	: *****605
Name Of Candidate	: NISHA VERMA	Father's Name	: GIRRAJ VERMA
Mother's Name	: SAROJ VERMA	Gender	: Female
Guardian's/Institution's Name	:	Medium of Study	: Hindi

Xth Board Exam Details

Year of Passing	: 2009	Roll Number	: 0038595
Board	: Rajasthan Board of Secondary Education, Ajmer		

Optional Details

Social Category	: SC	Disability	: Not applicable
Disadvantaged Group	: Not Applicable	Mother Tongue	: Hindi
Nationality	: Indian	Religion	: Hindu

Student details can be viewed from the Student Manager

AI (Study Centre) Panel – PCP Counters

☰ NATIONAL INSTITUTE OF OPEN SCHOOLING



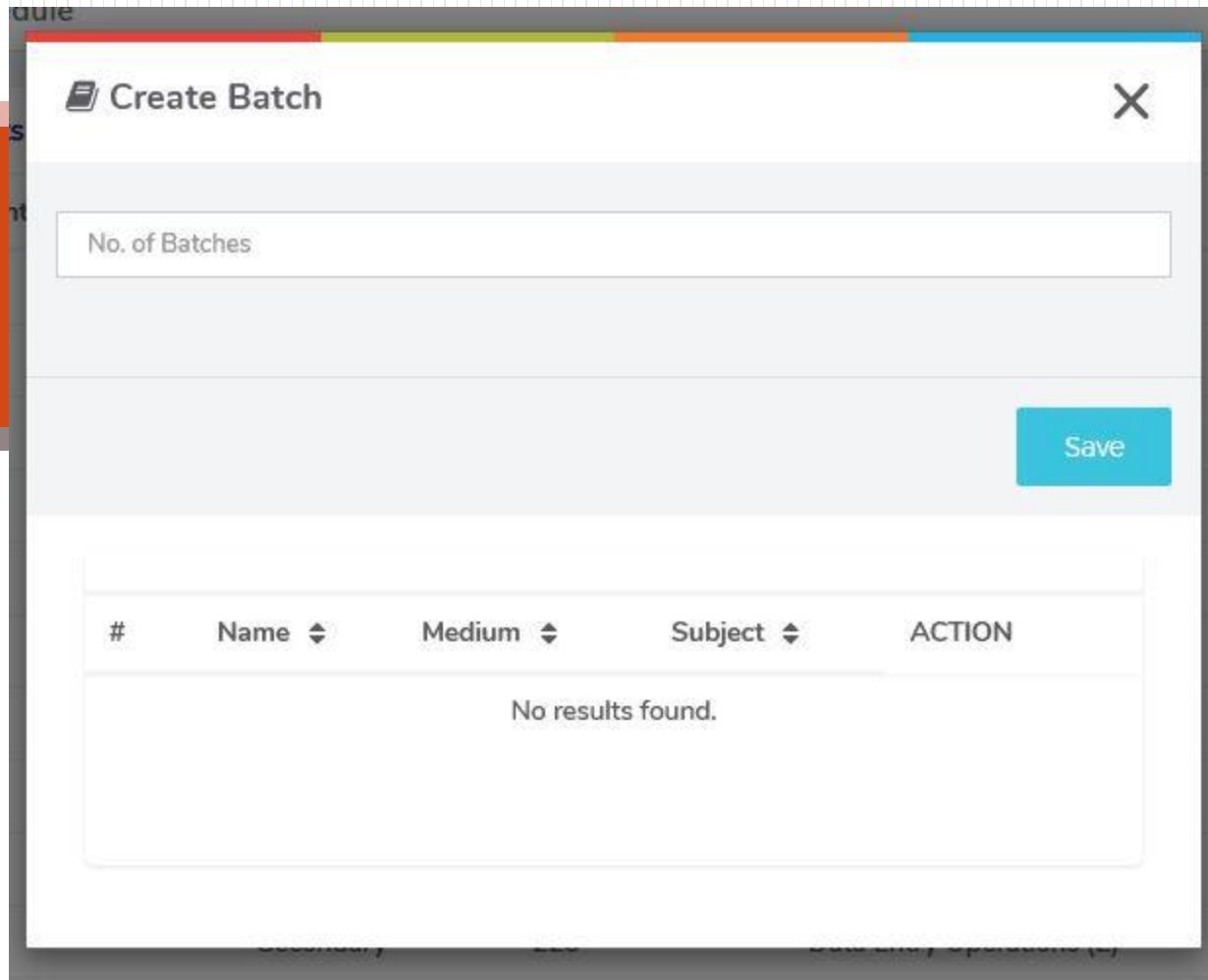
PCP Schedule

Students Count

Study Center Code	Course	Subject Code	Subject Name	Total Students	Action
170001	Secondary	201	Hindi	3	+
170001	Secondary	202	English	3	+
170001	Secondary	211	Mathematics	1	+
170001	Secondary	212	Science and Technology	2	+
170001	Secondary	213	Social Science	1	+
170001	Secondary	216	Home Science	1	+
170001	Secondary	222	Psychology	1	+
170001	Secondary	223	Indian Culture and Heritage	1	+
170001	Secondary	225	Painting	2	+
170001	Secondary	229	Data Entry Operations (E)	1	+
170001	Sr Secondary	301	Hindi	12	+
170001	Sr Secondary	302	English	11	+
170001	Sr Secondary	310	Punjabi	1	+
170001	Sr Secondary	311	Mathematics	3	+
170001	Sr Secondary	312	Physics	2	+
170001	Sr Secondary	313	Chemistry	2	+
170001	Sr Secondary	314	Biology	2	+

PCP Counters will show subject wise number of students

AI (Study Centre) Panel – PCP Batch Creation



The screenshot shows a 'Create Batch' dialog box. At the top, there is a title bar with a document icon and the text 'Create Batch', and a close button (X) on the right. Below the title bar is a text input field labeled 'No. of Batches'. To the right of the input field is a blue 'Save' button. Below the input field is a table with the following columns: '#', 'Name', 'Medium', 'Subject', and 'ACTION'. The table is currently empty, displaying 'No results found.' in the center.

#	Name	Medium	Subject	ACTION
No results found.				

Click on the Action Button (+) to create batches for each subject. Batches may be created as per the seating capacity of the classrooms.



AI (Study Centre) Panel – PCP Batch Creation

PCP Manager

PCP Batch

Q Search ▾

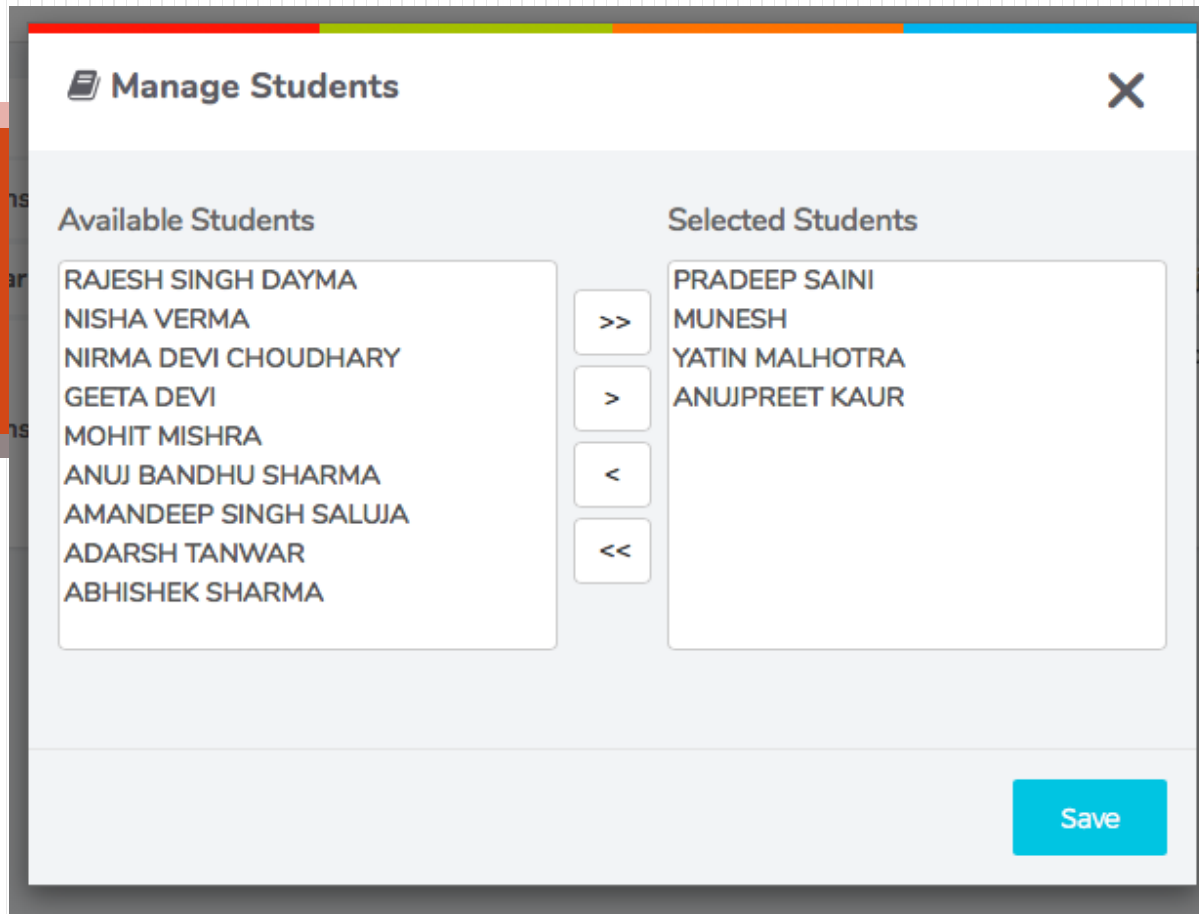
Showing 1 - 1 of 1 items.

#	Academic Year Code	Block ↕	Course ↕	Medium ↕	Subject ↕	Name ↕	ACTION
1	2018	Block 1	Secondary	English	Hindi	1811022011	  

Showing 1 - 1 of 1 items.

After the batches are created, from PCP menu click on Batch option. List of all the batches with subjects will be displayed. Click on the Calendar Icon to assign date, time and Tutor name. Assign date, time and Tutor to each batch. After assigning date, time and tutor to each batch click on the Add Student icon. Using this

AI (Study Centre) Panel – PCP Batch Creation



The screenshot shows a 'Manage Students' window with a close button (X) in the top right corner. The window is divided into two main sections: 'Available Students' on the left and 'Selected Students' on the right. In the center, there are four buttons for moving students: '>>', '>', '<', and '<<'. A 'Save' button is located at the bottom right of the window.

Available Students	Selected Students
RAJESH SINGH DAYMA	PRADEEP SAINI
NISHA VERMA	MUNESH
NIRMA DEVI CHOUDHARY	YATIN MALHOTRA
GEETA DEVI	ANUJPREET KAUR
MOHIT MISHRA	
ANUJ BANDHU SHARMA	
AMANDEEP SINGH SALUJA	
ADARSH TANWAR	
ABHISHEK SHARMA	

After assigning date, time and tutor to each batch click on the Add Student icon. Using the interface as shown above, map the students to each batch as per the subject/batches.

Open for suggestions
Naveen Bhatia, System Analyst, NIOS
8448694820